



ST FRANCIS DE SALES COLLEGE

Permanently Affiliated to Bangalore University || AICTE Approved

Electronic City, Bengaluru - 100

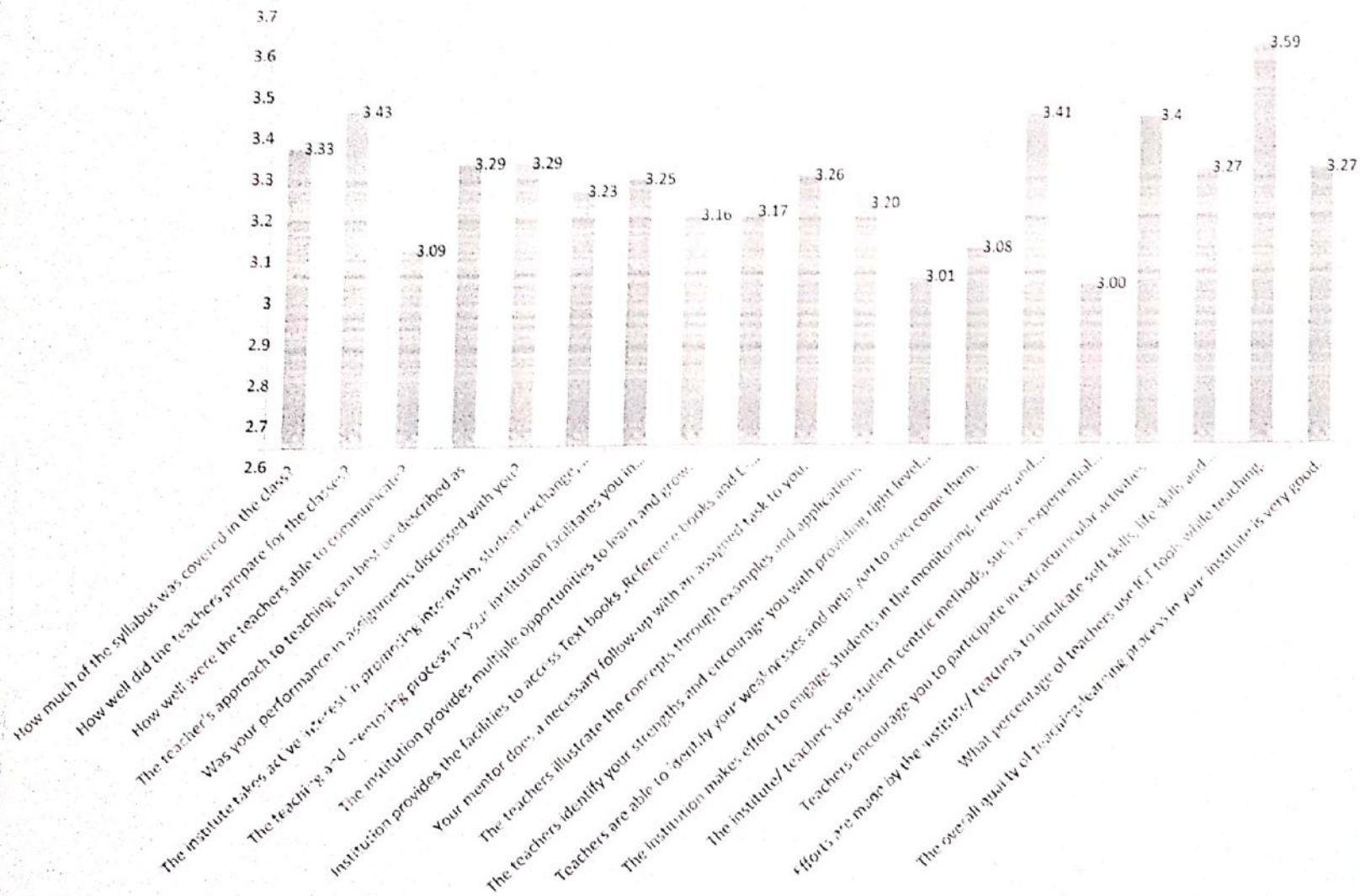
Accredited by NAAC with 'A' Grade || Recognised under section 2(f) & 12(b) of the UGC Act || An ISO 9001:2015 Certified Institution

A FRANSALIAN INSTITUTE OF HIGHER LEARNING

STUDENT SATISFACTION SURVEY 2020-21

No. Of Students Attended	1813
Obtained Score Value - Overall	3.27
Maximum Score Value	4
Questions	Score
How much of the syllabus was covered in the class?	3.33
How well did the teachers prepare for the classes?	3.43
How well were the teachers able to communicate?	3.09
The teacher's approach to teaching can best be described as	3.29
Was your performance in assignments discussed with you?	3.29

The institute takes active interest in promoting internship, student exchange, field visit opportunities for students.	3.23
The teaching and mentoring process in your institution facilitates you in cognitive, social and emotional growth.	3.25
The institution provides multiple opportunities to learn and grow.	3.16
Institution provides the facilities to access Text books ,Reference books and E- resources through your Library	3.17
Your mentor does a necessary follow-up with an assigned task to you.	3.26
The teachers illustrate the concepts through examples and applications.	3.20
The teachers identify your strengths and encourage you with providing right level of challenges.	3.02
Teachers are able to identify your weaknesses and help you to overcome them.	3.08
The institution makes effort to engage students in the monitoring, review and continuous quality improvement of the teaching learning process.	3.41
The institute/ teachers use student centric methods, such as experiential learning, participative learning and problem solving methodologies for enhancing learning experiences.	3.00
Teachers encourage you to participate in extracurricular activities.	3.4
Efforts are made by the institute/ teachers to inculcate soft skills, life skills and employability skills to make you ready for the world of work.	3.27
What percentage of teachers use ICT tools while teaching.	3.59
The overall quality of teaching-learning process in your institute is very good.	3.27



Sl.No.	Questions	Quality	No of Votes	Vote percent (V)
01	How much of the syllabus was covered in the class?	4 – 85 to 100%	1141	58.94%
		3 – 70 to 84%	433	22.37%
		2 – 55 to 69%	247	12.76%
		1– 30 to 54%	82	4.24%
		0 –Below 30%	33	1.70%
	Points	3.33		
	Percentage	83.25%		

How much of the syllabus was covered in the class?



■ 4 – 85 to 100%

■ 3 – 70 to 84%


■ 2 – 55 to 69%

■ 1– 30 to 54%

■ 0 –Below 30%

Sl.No.	Questions	Quality	No of Votes	Vote percent (V)
02	How well did the teachers prepare for the classes?	4 – Thoroughly	927	53.40%
		3 – Satisfactorily	669	38.54%
		2 – Poorly	85	4.90%
		1 – Indifferently	45	2.59%
		0 – Won't teach at all	10	0.58%
	Points		3.43	
	Percentage		85.50%	

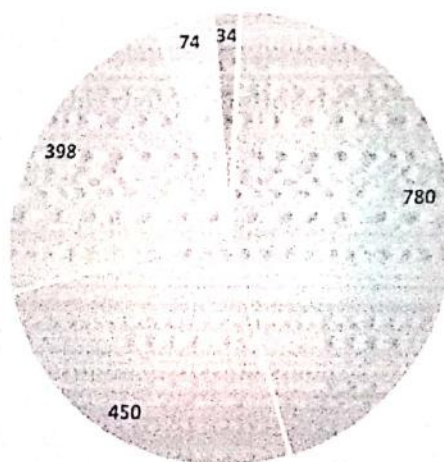
How well did the teachers prepare for the classes?



☐ 4 – Thoroughly
 ☐ 3 – Satisfactorily
 ☐ 2 – Poorly
 ☐ 1 – Indifferently
 ☐ 0 – Won't teach at all

Sl.No.	Questions	Quality	No of Votes	Vote percent (V)
03	How well were the teachers able to communicate?	Always effective	780	44.93%
		Sometimes effective	450	25.92%
		Just satisfactorily	398	22.93%
		Generally ineffective	74	4.26%
		Very poor communication	34	1.96%
	Points	3.09		
	Percentage	77.00%		


How well were the teachers able to communicate?



☒ Always effective
 ☒ Sometimes effective
 ☒ Just satisfactorily
 ☒ Generally ineffective
 ☒ Very poor communication

Sl.No.	Questions	Quality	No of Votes	Vote percent (V)
04	The teacher's approach to teaching can best be described as	Excellent	843	48.56%
		Very good	599	34.50%
		Good	249	14.34%
		Fair	31	1.79%
		Poor	14	0.81%
	Points		3.29	
	Percentage		82.25%	

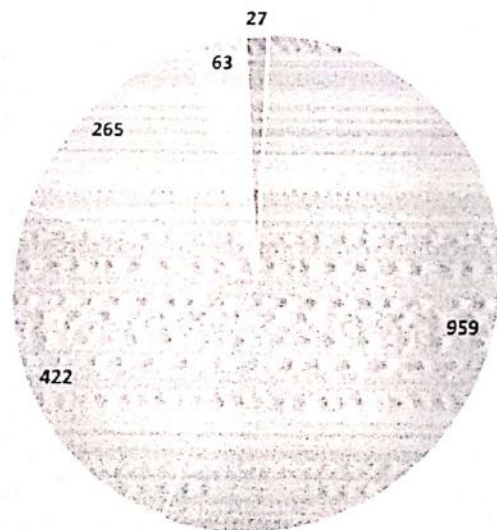
The teacher's approach to teaching can best be described as



■ Excellent ■ Very good ■ Good ■ Fair ■ Poor

Sl.No.	Questions	Quality	No of Votes	Vote percent (V)
05	Was your performance in assignments discussed with you?	Every time	959	55.24%
		Usually	422	24.31%
		Occasionally/Sometimes	265	15.26%
		Rarely	63	3.63%
		Never	27	1.56%
		Points	3.29	
		Percentage	82.25%	


Was your performance in assignments discussed with you?



☒ Every time
 ☒ Usually
 ☒ Occasionally/Sometimes
 ☒ Rarely
 ☒ Never

Sl.No.	Questions	Quality	No of Votes	Vote percent (V)
06	The institute takes active interest in promoting internship, student exchange, field visit opportunities for students.	Regularly	788	45.39%
		Often	621	35.77%
		Sometimes	250	14.40%
		Rarely	62	3.57%
		Never	15	0.86%
	Points	3.23		
	Percentage	80.50%		

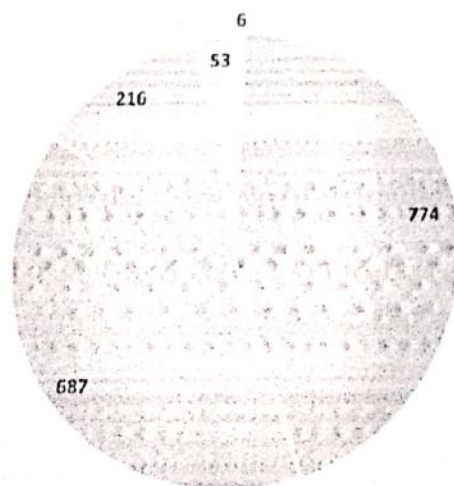
The institute takes active interest in promoting internship, student exchange, field visit opportunities for students.



Regularly Often Sometimes Rarely Never

Sl.No.	Questions	Quality	No of Votes	Vote percent (V)
07	The teaching and mentoring process in your institution facilitates you in cognitive, social and emotional growth	Significantly	774	44.59%
		Very well	687	39.57%
		Moderately	216	12.44%
		Marginally	53	3.05%
		Not at all	6	0.35%
	Points		3.25	
	Percentage		81.25%	

The teaching and mentoring process in your institution facilitates you in cognitive, social and emotional growth.



■ Significantly ■ Very well ■ Moderately ■ Marginally ■ Not at all

Sl.No.	Questions	Quality	No of Votes	Vote percent (V)
08	The institution provides multiple opportunities to learn and grow	Strongly agree	769	44.30%
		Agree	574	33.06%
		Neutral	315	18.15%
		Disagree	53	3.05%
		Strongly disagree	25	1.44%
		Points	3.16	
		Percentage	79.00%	


The institution provides multiple opportunities to learn and grow.



Strongly agree Agree Neutral Disagree Strongly disagree

Sl.No.	Questions	Quality	No of Votes	Vote percent (V)
09	Institution provides the facilities to access Text books, Reference books and E- resources through your Library	Strongly agree	784	45.16%
		Agree	589	33.93%
		Neutral	248	14.29%
		Disagree	87	5.01%
		Strongly disagree	28	1.61%
	Points		3.17	
	Percentage		79.25%	

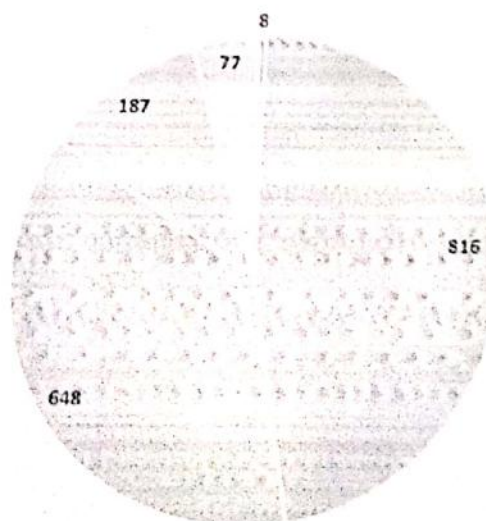
Institution provides the facilities to access Text books ,Reference books and E-resources through your Library



Strongly agree Agree Neutral Disagree Strongly Disagree

Sl.No.	Questions	Quality	No of Votes	Vote percent (V)
10	Your mentor does a necessary follow-up with an assigned task to you.	Every time	816	47.00%
		Usually	648	37.33%
		Occasionally/Sometimes	187	10.77%
		Rarely	77	4.44%
		I don't have a mentor	8	0.46%
	Points		3.26	
	Percentage		81.50%	

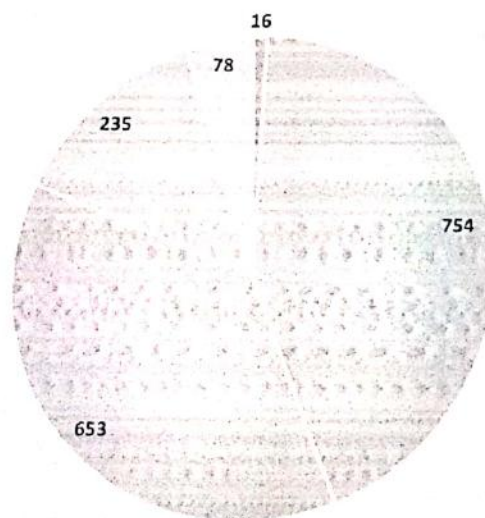
Your mentor does a necessary follow-up with an assigned task to you.



☐ Every time
 ☐ Usually
 ☐ Occasionally/Sometimes
 ☐ Rarely
 ☐ I don't have a mentor

Sl.No.	Questions	Quality	No of Votes	Vote percent (V)
11	The teachers illustrate the concepts through examples and applications.	Every time	754	43.43%
		Usually	653	37.62%
		Occasionally/Sometimes	235	13.54%
		Rarely	78	4.49%
		Never	16	0.92%
		Points	3.20	
		Percentage	79.75%	

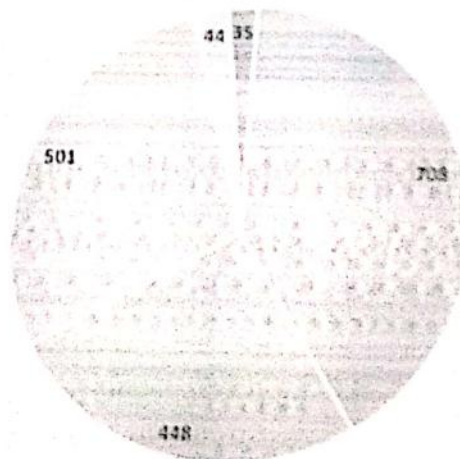
The teachers illustrate the concepts through examples and applications.



■ Every time ■ Usually ■ Occasionally/Sometimes ■ Rarely ■ Never

Sl.No.	Questions	Quality	No of Votes	Vote percent (V)
12	The teachers identify your strengths and encourage you with providing right level of challenges.	Fully	708	40.78%
		Reasonably	448	25.81%
		Partially	501	28.86%
		Slightly	44	2.53%
		Unable to	35	2.02%
	Points	3.02		
	Percentage	75.25%		

The teachers identify your strengths and encourage you with providing right level of challenges.



☐ Fully
 ☐ Reasonably
 ☐ Partially
 ☐ Slightly
 ☐ Unable to

Sl.No.	Questions	Quality	No of Votes	Vote percent (V)
13	Teachers are able to identify your weaknesses and help you to overcome them.	Every time	671	38.65%
		Usually	701	40.38%
		Occasionally/Sometimes	212	12.21%
		Rarely	120	6.91%
		Never	32	1.84%
	Points	3.08		
	Percentage	77.00%		


Teachers are able to identify your weaknesses and help you to overcome them.



☒ Every time
 ☒ Usually
 ☒ Occasionally/Sometimes
 ☒ Rarely
 ☒ Never

Sl. No.	Questions	Quality	No of Votes	Vote percent (V)
14	The institution makes effort to engage students in the monitoring, review and continuous quality improvement of the teaching learning process.	Strongly agree	996	57.37%
		Agree	531	30.59%
		Neutral	143	8.24%
		Disagree	51	2.94%
		Strongly disagree	15	0.86%
	Points	3.41		
	Percentage	85.25%		

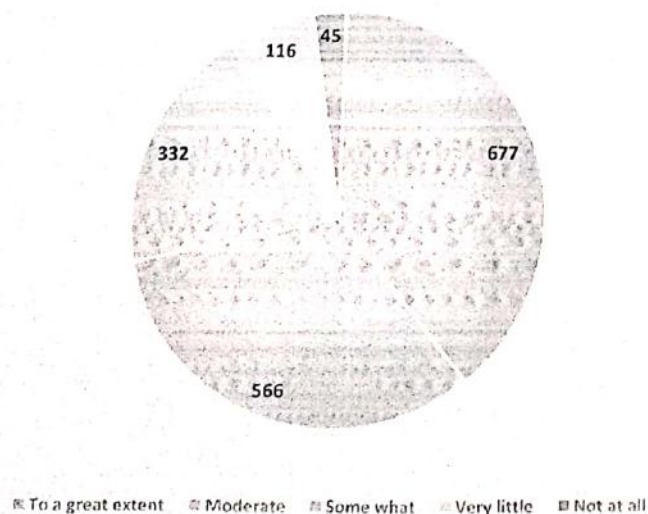
The institution makes effort to engage students in the monitoring, review and continuous quality improvement of the teaching learning process.



Strongly agree Agree Neutral Disagree Strongly disagree

Sl. No.	Questions	Quality	No of Votes	Vote percent (V)
15	The institute/ teachers use student centric methods, such as experiential learning, participative learning and problem solving methodologies for enhancing learning experiences.	To a great extent	677	39.00%
		Moderate	566	32.60%
		Some what	332	19.12%
		Very little	116	6.68%
		Not at all	45	2.59%
	Points	3.00		
	Percentage	74.75%		

The institute/ teachers use student centric methods, such as experiential learning, participative learning and problem solving methodologies for enhancing learning experiences.



Sl. No.	Questions	Quality	No of Votes	Vote percent (V)
16	Teachers encourage you to participate in extracurricular activities.	Strongly agree	931	53.63%
		Agree	665	38.31%
		Neutral	52	3.00%
		Disagree	64	3.69%
		Strongly disagree	24	1.38%
	Points		3.4	
	Percentage		85.00%	

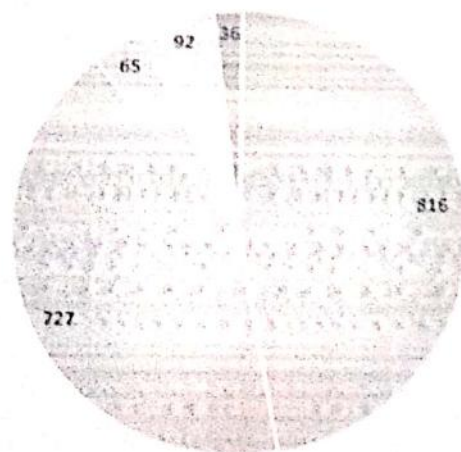
Teachers encourage you to participate in extracurricular activities.



☐ Strongly agree
 ☐ Agree
 ☐ Neutral
 ☐ Disagree
 ☐ Strongly disagree

Sl. No.	Questions	Quality	No of Votes	Vote percent (V)
17	Efforts are made by the institute/ teachers to inculcate soft skills, life skills and employability skills to make you ready for the world of work.	To a great extent	816	47.00%
		Moderate	727	41.88%
		Some what	65	3.74%
		Very little	92	5.30%
		Not at all	36	2.07%
		Points	3.27	
		Percentage	81.75%	


Efforts are made by the institute/ teachers to inculcate soft skills, life skills and employability skills to make you ready for the world of work.



☐ To a great extent
 ☐ Moderate
 ☐ Some what
 ☐ Very little
 ☐ Not at all

Sl. No.	Questions	Quality	No of Votes	Vote percent (V)
18	What percentage of teachers use ICT tools while teaching.	Above 90%	1271	73.21%
		70 – 89%	316	18.20%
		50 – 69%	69	3.97%
		30 – 49%	38	2.19%
		Below 29%	42	2.42%
	Points	3.59		
	Percentage	89.50%		

What percentage of teachers use ICT tools while teaching.



■ Above 90% ■ 70 – 89% ■ 50 – 69% ■ 30 – 49% ■ Below 29%

Sl. No.	Questions	Quality	No of Votes	Vote percent (V)
19	The overall quality of teaching-learning process in your institute is very good.	Strongly agree	785	45.22%
		Agree	708	40.78%
		Neutral	183	10.54%
		Disagree	44	2.53%
		Strongly disagree	16	0.92%
	Points	3.27		
	Percentage	81.75%		

The overall quality of teaching-learning process in your institute is very good



Strongly agree Agree Neutral Disagree Strongly disagree

CUMULATIVE POINTS CHART

Total Points for Survey	62.20 / 76
Total Points Percentage	81.84%
Average Point	3.27/4

Total Points secured for survey: 62.20/76

Total Points / 76

Points Secured

STUDENT SATISFACTION SURVEY FORMS - SCREENSHOTS

ST. JOHN'S COLLEGE

Home

My performance

Documents

Alerts

Settings

Home

My performance

Documents

Alerts

Settings

My performance

Documents

Alerts

Settings

My performance

Documents

Alerts

Settings

My performance

Documents

Alerts

Settings

My performance

Documents

Alerts

Settings

My performance

Documents

Alerts

Settings

My performance

Documents

Alerts

Settings

My performance

Documents

Alerts

Settings

My performance

Documents

Alerts

Settings

My performance

Documents

Alerts

Settings

My performance

Documents

Alerts

Settings

My performance

Documents

Alerts

Settings

College Evaluation

Faculty Evaluation

STUDENT SATISFACTION SURVEY FORMS - SCREENSHOTS

St. Xavier's de Sales Degree College > Linways Admin Panel > sfs-celly.linways.com/online-admin.php?module=evaluation&function=view_evaluation_result

Linways Admin Panel Dashboard

Welcome admin! Home More Evaluation Settings

Back

Question Pool

Manage Evaluation

Results

Evaluation Module

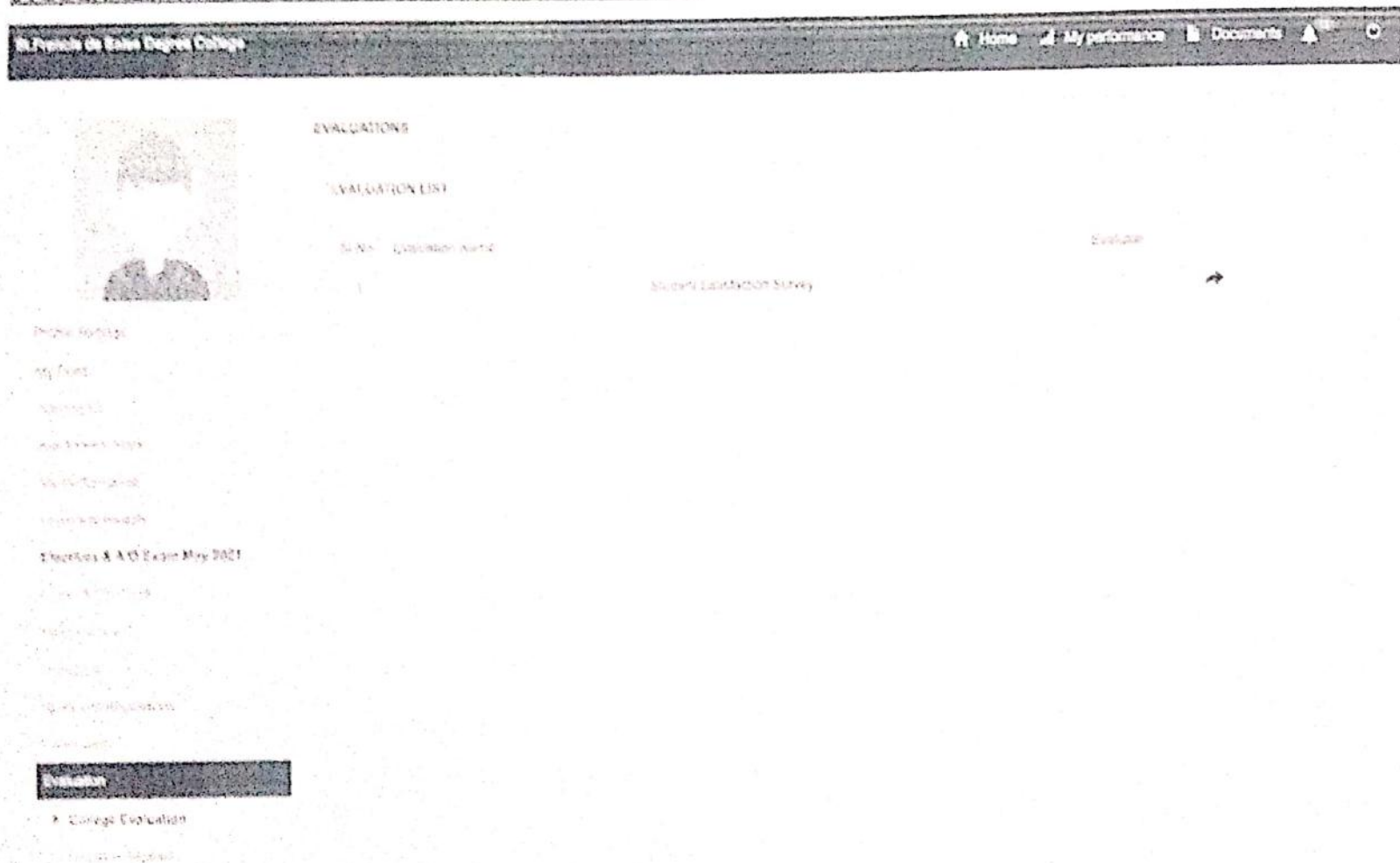
Evaluation Name: Student Satisfaction Survey

Sl.No.	Batch	User Type	Attended People	Details
1	2019 BSC PCM A	Student	27	
2	2019 BA HEP A	Student	14	
3	2019 BA HCS A	Student	5	
4	B.Com 2020	Student	0	
5	2018 BSC MEC A	Student	31	
6	2019 MA ECONOMICS	Student	4	
7	2018 BA HEP A	Student	8	
8	2018 BA JPC A	Student	13	
9	2020 BA HEP A	Student	31	
10	2015 BA JPC A	Student	8	
11	2019 BA SEP A	Student	6	
12	B.Com. TT 2016	Student	0	
13	B.Com. TT 2020	Student	0	
14	2020 BA SEP A	Student	8	

IR-SCA-1.jpg IR-BCA-2.jpg

Page 34 of 35

STUDENT SATISFACTION SURVEY FORMS - SCREENSHOTS



The screenshot shows the Linways Admin Panel dashboard. The header includes the title 'Linways Admin Panel' and a 'Logout' button. The main content area is titled 'Dashboard' and contains a table with columns 'ID', 'Name', 'Status', and 'Action'. The table has one row with the value '1' in the 'ID' column and 'Linways' in the 'Name' column. The 'Status' column shows a green checkmark, and the 'Action' column has a link 'Edit'.

[Home](#) [More](#) [Evaluation](#)

Evaluation Module

Results

Dutch 2018 JCA A

Si No.

Quality

Points(P)

No. 69

Percent(V)

2. How much of the syllabus was covered in the class?

4. 65 12 4 4 4 4

444

1

Figure 1

3. 70 分 及格线

1222

44

34.32%

2. 15. 1994

200

27

42 SUPPLY

11. *Journal of the American Medical Association*, 2000; 283: 2689-2693.

• 253

2

1294

10

Points: 2.42

Percentage: 82.54%

A. Thoroughly

4.202

15

238190

1. Synthesis

3.023

48


73.62%

2000

• 2004

2. How well did the teachers prepare for the classes?

VERIFICATION

Total Number of students who have participated in the survey	1813
Verified by	Internal Quality Assurance Cell (IQAC)
IQAC COORDINATOR	 Co-ordinator Internal Quality Assessment Cell St Francis de Sales College Electronics City Post, Bangalore - 560 100.


PRINCIPAL
PRINCIPAL -
St. Francis de Sales College
Electronics City Post, Bangalore - 560 100.