



# ST. FRANCIS DE SALES COLLEGE

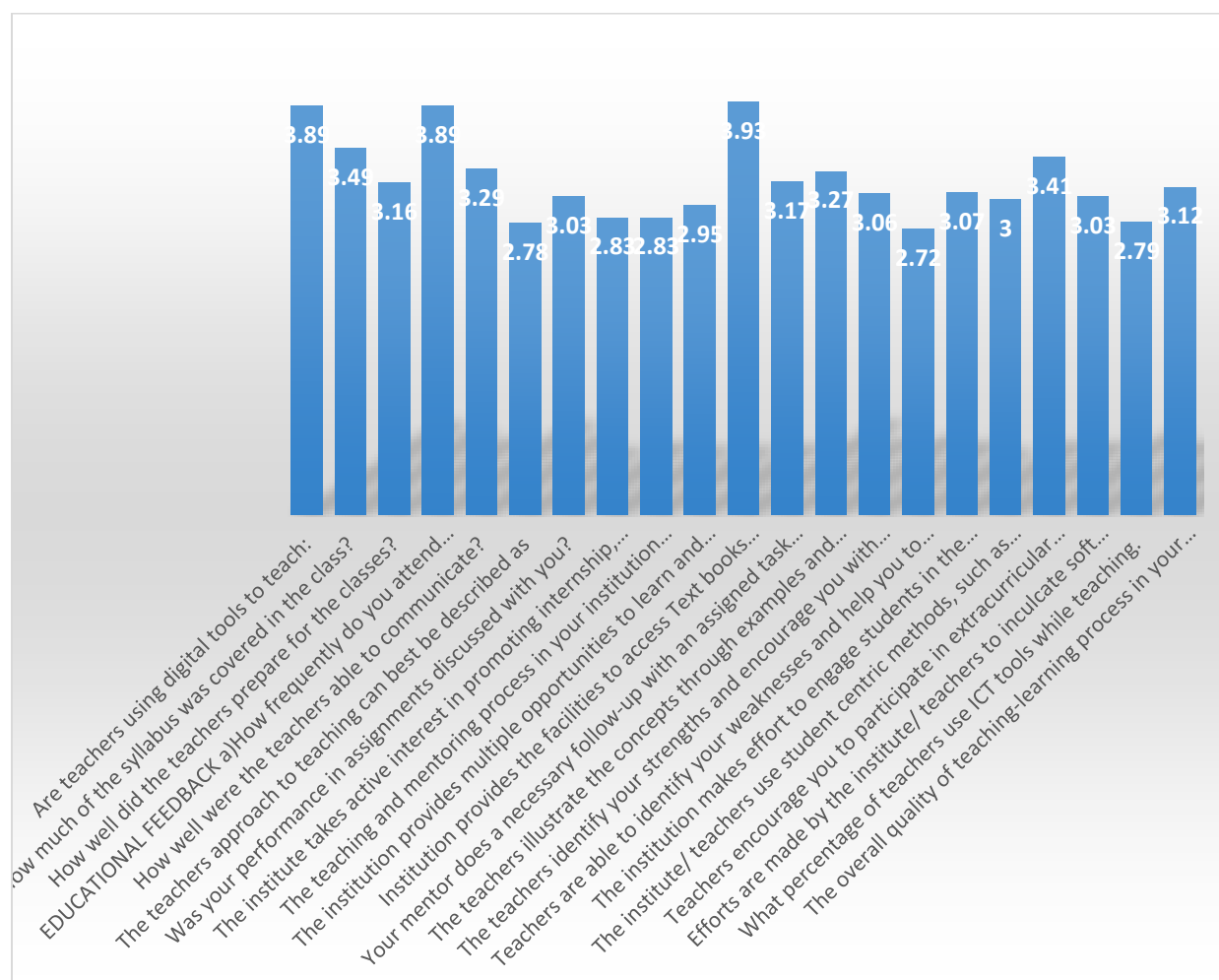
A FRANSALIAN INSTITUTE OF HIGHER EDUCATION

NAAC ACCREDITED • PERMANENTLY AFFILIATED TO BANGALORE UNIVERSITY • AICTE APPROVED • RECOGNISED UNDER SECTION 2(F) & 12 (B) OF THE UGC ACT • ISO 9001:2015 CERTIFIED

STUDENT SATISFACTION SURVEY 2023-2024	
No. Of Students Attended	1983
Maximum Score Value	4
Total Score Obtained	3.437

Questions	Score
Are teachers using digital tools to teach:	3.89
How much of the syllabus was covered in the class?	3.49
How well did the teachers prepare for the classes?	3.16
EDUCATIONAL FEEDBACK a)How frequently do you attend your classes?	3.89
How well were the teachers able to communicate?	3.29
The teachers approach to teaching can best be described as	3.78
Was your performance in assignments discussed with you?	3.03
The institute takes active interest in promoting internship, student exchange, field visit opportunities for students.	2.83
The teaching and mentoring process in your institution facilitates you in cognitive, social and emotional growth.	3.83
The institution provides multiple opportunities to learn and grow.	2.95
Institution provides the facilities to access Text books ,Reference books and E- resources through your Library	4.23
Your mentor does a necessary follow-up with an assigned task to you.	3.17
The teachers illustrate the concepts through examples and applications.	3.27
The teachers identify your strengths and encourage you with providing right level of challenges.	3.26
Teachers are able to identify your weaknesses and help you to overcome them.	3.27
The institution makes effort to engage students in the monitoring, review and continuous quality improvement of the teaching learning process.	3.17

The institute/ teachers use student centric methods, such as experiential learning, participative learning and problem solving methodologies for enhancing learning experiences.	<b>3.25</b>
Teachers encourage you to participate in extracurricular activities.	<b>3.41</b>
Efforts are made by the institute/ teachers to inculcate soft skills, life skills and employability skills to make you ready for the world of work.	<b>3.43</b>
What percentage of teachers use ICT tools while teaching.	<b>2.99</b>
The overall quality of teaching-learning process in your institute is very good.	<b>3.12</b>



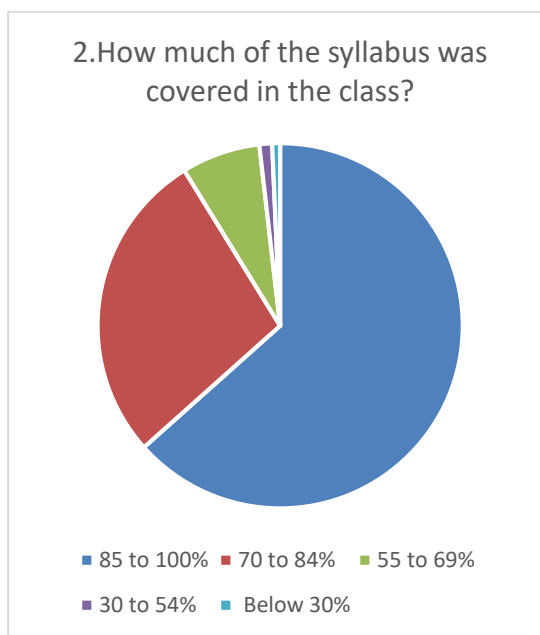
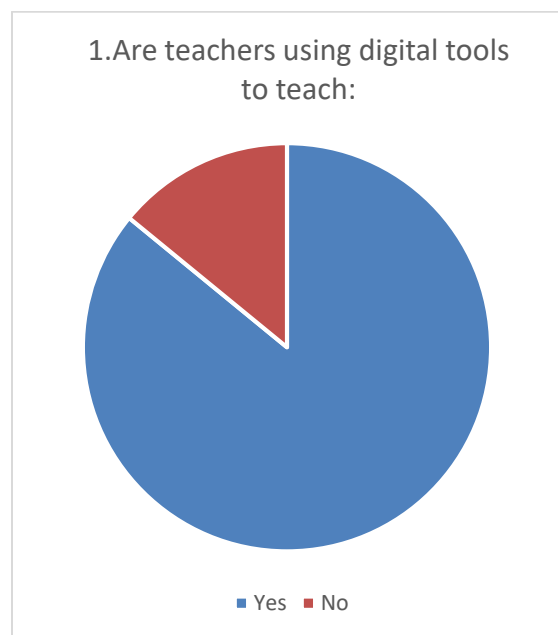
No. of Users Attended : 1983					
Sl.No.	Questions	Quality	Points(P)	No. of Votes	Vote percent(V)
1	Are teachers using digital tools to teach:	85 to 100%	4	1232	86.70%
		70 to 84%	3	98	6.90%
		55 to 69%	2	63	4.43%
		30 to 54%	1	18	1.27%
		Below 30%	0	10	0.70%
Points:					3.46
Percentage:					96%
2	How much of the syllabus was covered in the class?	85 to 100%	4	901	63.41%
		70 to 84%	3	395	27.80%
		55 to 69%	2	99	6.97%
		30 to 54%	1	16	1.13%
		Below 30%	0	10	0.70%
Points:					3.49
Percentage:					87.25%
3	How well did the teachers prepare for the classes?	Thoroughly	4	447	31.46%
		Satisfactorily	3	872	61.37%
		Poorly	2	82	5.77%
		Indifferently	1	12	0.84%
		Won't teach at all	0	8	0.56%
Points:					3.16
Percentage:					79%
4	EDUCATIONAL FEEDBACK a)How frequently do you attend your classes?	Regularly (all classes)	4	1272	89.51%
		Thrice a week	3	114	8.02%
		Twice a week	2	28	1.97%
		Once a week	1	7	0.49%
Points:					3.89
Percentage:					97.25%
5	How well were the teachers able to communicate?	Always effective	4	868	61.08%
		Sometimes effective	3	397	27.94%
		Just satisfactorily	2	113	7.95%
		Generally ineffective	1	41	2.89%
		Very poor communication	0	2	0.14%
Points:					3.29

Percentage:					82.25%
6	The teachers approach to teaching can best be described as	Excellent	4	789	55.52%
		Very good	3	221	15.55%
		Good	2	331	23.29%
		Fair	1	59	4.15%
		Poor	0	21	1.48%
Points:					3.78
Percentage:					69.50%
7	Was your performance in assignments discussed with you?	Every time	4	629	44.26%
		Usually	3	472	33.22%
		Occasionally/Sometimes	2	186	13.09%
		Rarely	1	93	6.54%
		Never	0	41	2.89%
Points:					3.03
Percentage:					75.75%
8	The institute takes active interest in promoting internship, student exchange, field visit opportunities for students.	Regularly	4	980	68.97%
		Often	3	377	26.53%
		Sometimes	2	37	2.60%
		Rarely	1	21	1.48%
		Never	0	6	0.42%
Points:					2.83
Percentage:					70.75%
9	The teaching and mentoring process in your institution facilitates you in cognitive, social and emotional growth.	Significantly	4	356	25.05%
		Very well	3	673	47.36%
		Moderately	2	284	19.99%
		Marginally	1	105	7.39%
		Not at all	0	3	0.21%
Points:					3.83
Percentage:					70.75%
10	The institution provides multiple opportunities to learn and grow.	Strongly agree	4	645	45.39%
		Agree	3	344	24.21%
		Neutral	2	238	16.75%
		Disagree	1	141	9.92%
		Strongly disagree	0	53	3.73%
Points:					3.45
Percentage:					73.75%

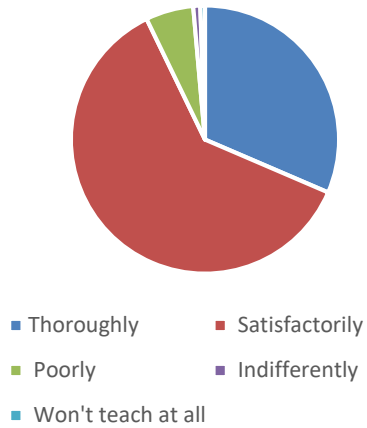
11	Institution provides the facilities to access Text books ,Reference books and E- resources through your Library	Strongly agree	5	945	66.50%
		Agree	4	245	17.24%
		Neutral	3	74	5.21%
		Disagree	2	122	8.59%
		Strongly Disagree	1	35	2.46%
Points:					4.23
Percentage:					84.60%
12	Your mentor does a necessary follow-up with an assigned task to you.	Every time	4	682	47.99%
		Usually	3	483	33.99%
		Occasionally/Sometimes	2	158	11.12%
		Rarely	1	85	5.98%
		I don't have a mentor	0	13	0.91%
Points:					3.17
Percentage:					79.25%
13	The teachers illustrate the concepts through examples and applications.	Every time	4	980	68.97%
		Usually	3	316	22.24%
		Occasionally/Sometimes	2	96	6.76%
		Rarely	1	19	1.34%
		Never	0	10	0.70%
Points:					3.27
Percentage:					81.75%
14	The teachers identify your strengths and encourage you with providing right level of challenges.	Fully	4	923	64.95%
		Reasonably	3	355	24.98%
		Partially	2	113	7.95%
		Slightly	1	27	1.90%
		Unable to	0	3	0.21%
Points:					3.26
Percentage:					76.50%
15	Teachers are able to identify your weaknesses and help you to overcome them.	Every time	4	710	49.96%
		Usually	3	376	26.46%
		Occasionally/Sometimes	2	227	15.97%
		Rarely	1	87	6.12%
		Never	0	21	1.48%
Points:					3.27
Percentage:					68%
16	The institution makes effort	Strongly agree	4	914	64.32%

	to engage students in the monitoring, review and continuous quality improvement of the teaching learning process.	Agree	3	266	18.72%
		Neutral	2	198	13.93%
		Disagree	1	31	2.18%
		Strongly disagree	0	12	0.84%
Points:					3.17
Percentage:					76.75%
17	The institute/ teachers use student centric methods, such as experiential learning, participative learning and problem solving methodologies for enhancing learning experiences.	To a great extent	4	653	45.95%
		Moderate	3	540	38.00%
		Some what	2	155	10.91%
		Very little	1	71	5.00%
		Not at all	0	2	0.14%
Points:					3.25
Percentage:					75%
18	Teachers encourage you to participate in extracurricular activities.	Strongly agree	4	776	54.61%
		Agree	3	357	25.12%
		Neutral	2	198	13.93%
		Disagree	1	56	3.94%
		Strongly disagree	0	34	2.39%
Points:					3.41
Percentage:					85.25%
19	Efforts are made by the institute/ teachers to inculcate soft skills, life skills and employability skills to make you ready for the world of work.	To a great extent	4	880	61.93%
		Moderate	3	292	20.55%
		Some what	2	126	8.87%
		Very little	1	98	6.90%
		Not at all	0	25	1.76%
Points:					3.43
Percentage:					75.75%
20	What percentage of teachers use ICT tools while teaching.	Above 90%	4	1217	85.64%
		70 - 89%	3	113	7.95%
		50 - 69%	2	58	4.08%
		30 - 49%	1	24	1.69%
		Below 29%	0	9	0.63%
Points:					2.99
Percentage:					69.75%

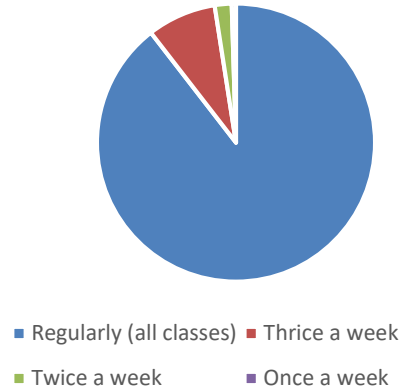
21	The overall quality of teaching-learning process in your institute is very good.	Strongly agree	4	1113	78.33%
		Agree	3	155	10.91%
		Neutral	2	113	7.95%
		Disagree	1	37	2.60%
		Strongly disagree	0	3	0.21%
Points:					3.12
Percentage:					78%
Total Points:					65.04
Total Points Percentage:					78.36%



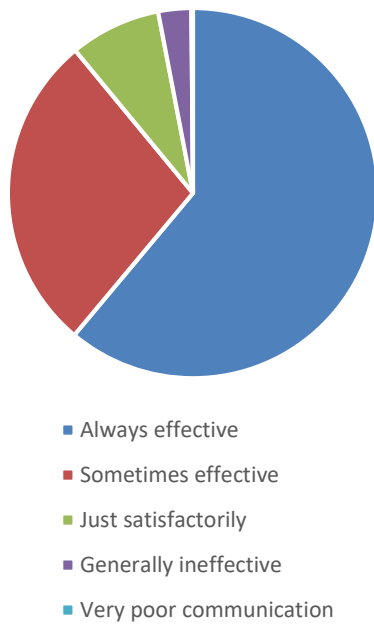
3.How well did the teachers prepare for the classes?



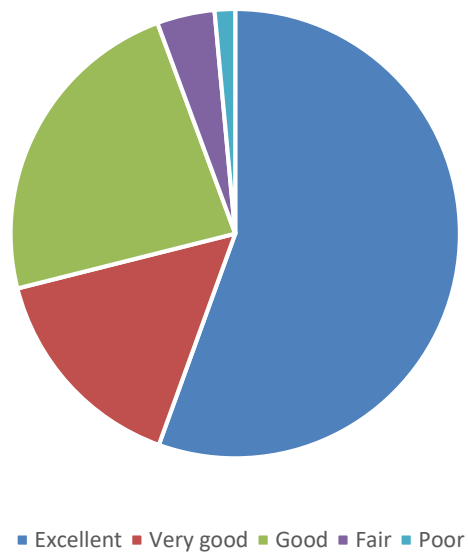
4.EDUCATIONAL FEEDBACK  
a)How frequently do you attend your classes?



5.How well were the teachers able to communicate?

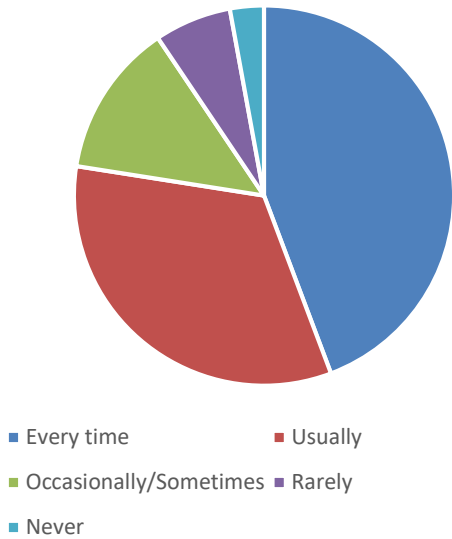


6.The teachers approach to teaching can best be described as

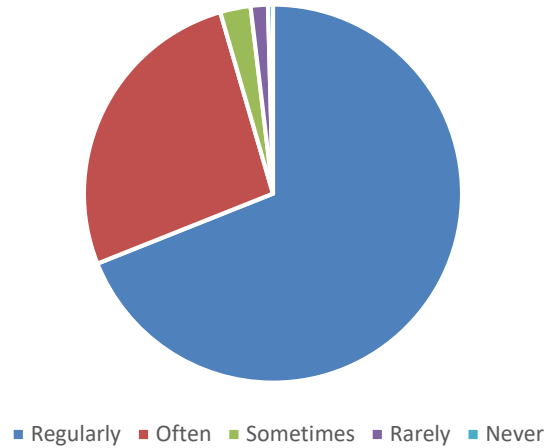




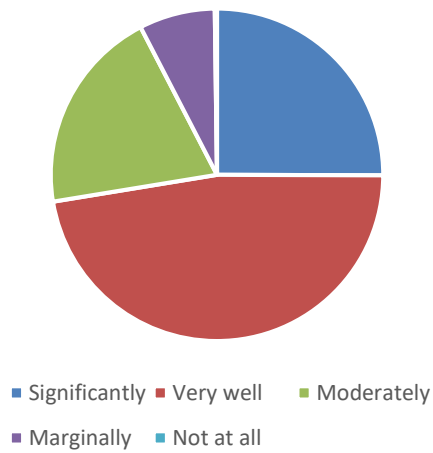
7. Was your performance in assignments discussed with you?



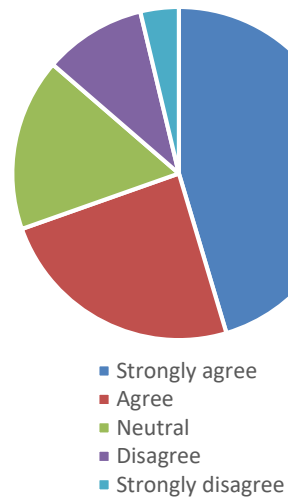
8. The institute takes active interest in promoting internship, student exchange, field visit opportunities for students.



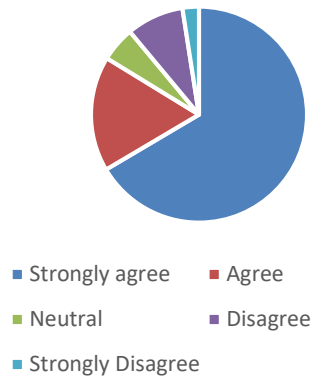
9. The teaching and mentoring process in your institution facilitates you in cognitive, social and emotional growth.



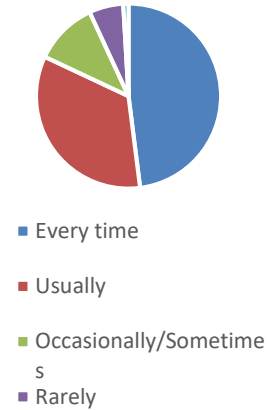
10. The institution provides multiple opportunities to learn and grow.



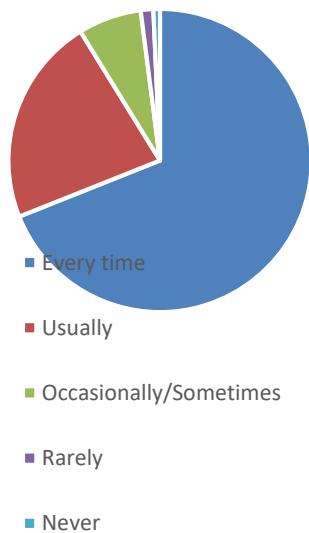
11. Institution provides the facilities to access Text books ,Reference books and E- resources through your Library



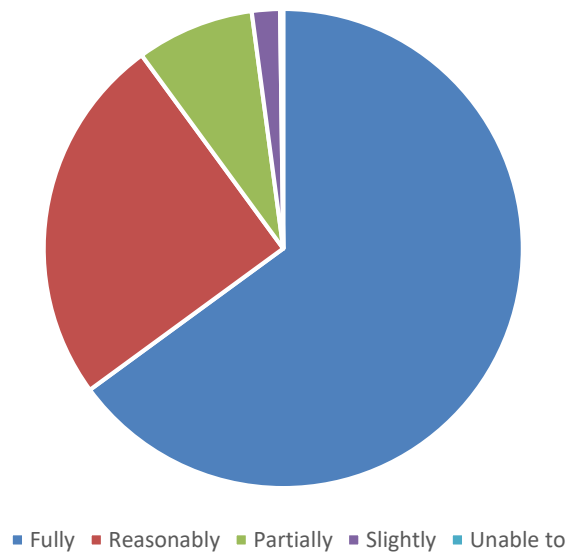
12. Your mentor does a necessary follow-up with an assigned task to you.



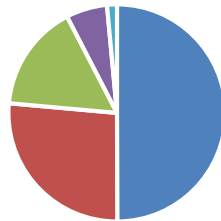
13. The teachers illustrate the concepts through examples and applications.



14. The teachers identify your strengths and encourage you with providing right level of challenges.

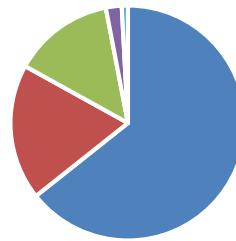


15. Teachers are able to identify your weaknesses and help you to overcome them.



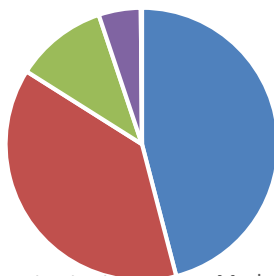
■ Every time  
 ■ Usually  
 ■ Occasionally/Sometimes  
 ■ Rarely  
 ■ Never

16. The institution makes effort to engage students in the monitoring, review and continuous quality improvement of the teaching learning process.



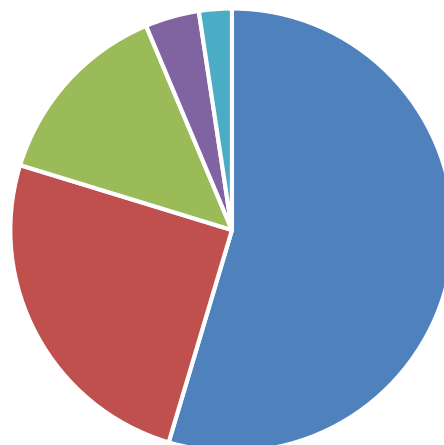
■ Strongly agree    ■ Agree  
 ■ Neutral    ■ Disagree  
 ■ Strongly disagree

17. The institute/ teachers use student centric methods, such as experiential learning, participative learning and problem solving methodologies for enhancing learning experiences.



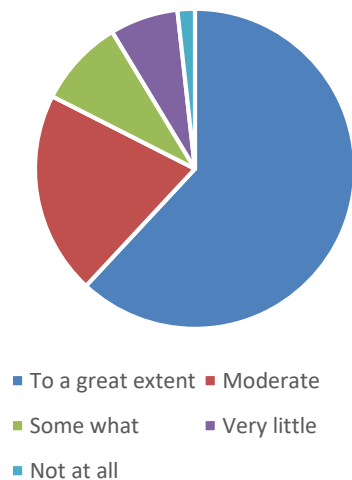
■ To a great extent    ■ Moderate  
 ■ Some what    ■ Very little  
 ■ Not at all

18. Teachers encourage you to participate in extracurricular activities.

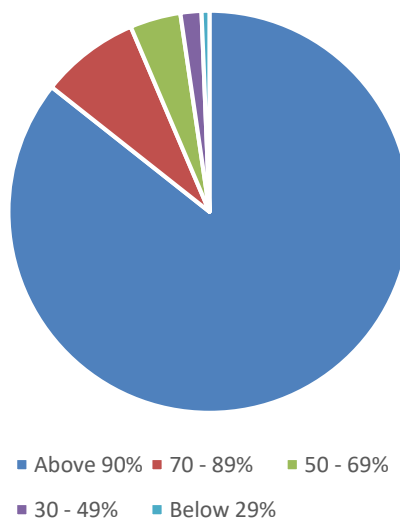


■ Strongly agree    ■ Agree  
 ■ Neutral    ■ Disagree  
 ■ Strongly disagree

19. Efforts are made by the institute/ teachers to inculcate soft skills, life skills and employability skills to make you ready for the world of work.



20. What percentage of teachers use ICT tools while teaching.



Principal